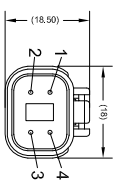


Revision Notes			
R1 - DIMENSION CORRECTED FROM 9000.35 TO 9035±50 AS PER Q1784, DRAWING FRAME CORRECTED TO LATEST VERSION			
AP.A: JIA WEI	Drawn - W.BEAZLEY	Checked/REPENTLEY	Approved/WALLIN Date: 06/06/2016
R2 - GENERIC CABLE LABEL NUMBER CORRECTED FROM BE-002779 TO BE-002778 AS PER 03938			
AP.A: H WANG 06/02/17	Drawn: WBEAZLEY	Checked/REPENTLEY	Approved/WALLIN Date: 09/01/2017

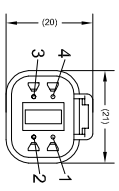
VIEW A



FEMALE MATING FACE

PIN	WIRE COLOUR	DESCRIPTION
1	BROWN	GND
2	GREEN	CAN HIGH (PAIR 1)
3	YELLOW	+12V
4	BLUE	CAN LOW (PAIR 1)

VIEW B

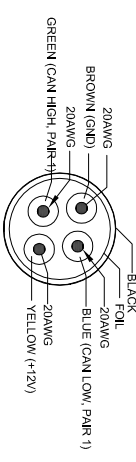


MALE MATING FACE

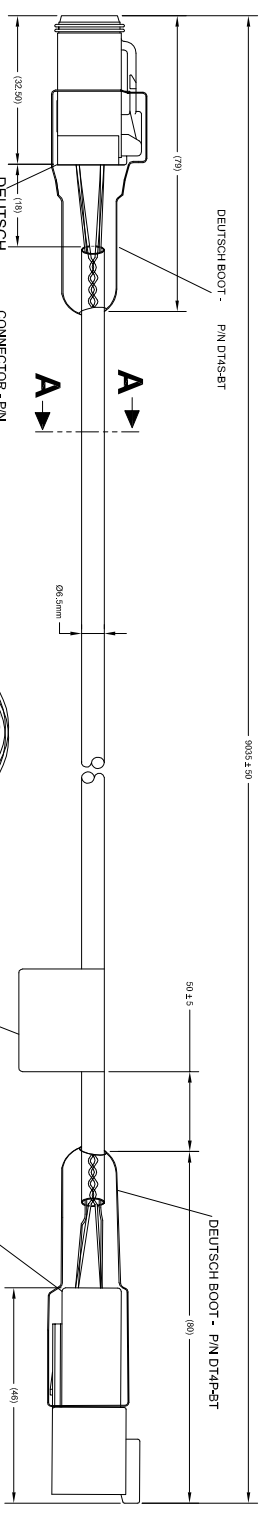
PIN	WIRE COLOUR	DESCRIPTION
1	BROWN	GND
2	GREEN	CAN HIGH (PAIR 1)
3	YELLOW	+12V
4	BLUE	CAN LOW (PAIR 1)

VIEW A-A

CABLE BUILDUP

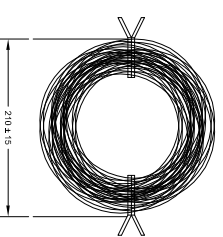


TO LED DISPLAY
A →



TO RADAR SENSOR
← B

GENERIC CABLE LABEL LOCATION



- NOTES:**
- CABLES SHOULD BE ONE CONTINUOUS LENGTH BETWEEN CONNECTORS.
 - CONNECTORS SHOULD BE BLACK.
 - FOR GENERIC CABLE LABEL DETAIL REFER TO LATEST REVISION OF DRAWING BE-002779-XX-13.
 - BLUE (CAN LOW) AND GREEN (CAN HIGH) WIRES ARE TWISTED TOGETHER.
 - TWISTED PAIR TWIST RATE IS 1 TURN PER 50.59MM.
 - BOOTS HAVE TIGHT FIT ON THE CABLE. BOOT MATERIAL STRETCHES TO CLAMP BY TENSION ON THE CABLE.
 - THE OUTSIDE CABLE INSULATION MUST END MINIMUM 20MM WITHIN THE BOOT.
 - CABLE PROVIDED WITH SYSTEM WILL BE PACKED IN LED DISPLAY PACKING BOX.
 - SPARE CABLE WILL BE PROVIDED IN CLEAR PLASTIC BAGS.
 - ANY CUSTOMER MODIFICATION OF THIS PRODUCT CAUSING SUBSEQUENT FAILURE IS NOT A LIABILITY OF BRIGADE ELECTRONICS PLC.

PROPRIETARY NOTICE
THIS DESIGN AND TECHNICAL INFORMATION APPEARING ON THIS DRAWING IS THE PROPERTY OF BRIGADE ELECTRONICS, AND IS DISCLOSED IN CONFIDENCE. IT IS NOT TO BE COPIED, REPRODUCED, REVEALED TO OR EXPROPRIATED BY OTHERS, EITHER IN WHOLE OR IN PART WITHOUT THE EXPRESS WRITTEN CONSENT OF BRIGADE ELECTRONICS.



<p>Angle of Projection Third Angle</p>	Assembly Pl Approval S.MATTHEWS		Approved by S.MATTHEWS		Checked by R.BATES		Drawn by L.BRAR	
	Status RELEASED	Units mm	Scale N/A	Released 15/01/14	Released 15/01/14	Assembly Ref MND-00695	Part No 4551	
			BS-09DCX			BE-002778-02-13		

1 2 3 4 5 6 7 8
H G F E D C B A
H G F E D C B A
Frame V3